

ABRASTIM 200

The Sapphire Abrastim 200 is named for the sapphire granules that cover its unique tip, this crystal and suction-free exfoliation system uses vibration to lightly exfoliate dead skin cells. The tip is slowly passed across the skin's surface. Because the system is suction-free and non-thermal, this device can be used on all skin types. This machine is designed for estheticians or beauty therapists.

The Abrastim 200 offers four functions:

- * **Sapphire Peel for gentle exfoliation of the face**
- * **Relaxation Facial Massage for client comfort**
- * **Skin Hydration with Mediatronic's exclusive Skincare Products**

OPTIONAL: LED light application reduces the appearance of wrinkles, skin blotches, and age spots. It can be used on acne prone skin.

Based on the client's skin type the appropriate hydration gel is selected and used on the skin during facial sessions.



The **Abrastim 200** offers a superior dry exfoliation for today's market, but also provides the option of a wet or hydration exfoliation as well. A Sapphire peel improves the texture of the skin, skin looks fresher and younger.

Three different tips sizes are available, providing a range of grit, or grain sizes. The amount of exfoliation is determined by the grit size chosen.

- 100 Grit - Thin Skin
- 70 Grit - Normal Skin
- 50 Grit - Thick or Sun Damaged skin



An example of results



1 session - 50 years old



1 session - 60 years old



1 session - 45 years old



1 session - 45 years old



1 session - 75 years old



STEP 1: Cleansing - use Purifying Foam Cleanser with ingredients of sweet almond oil and extracts from lemons to thoroughly cleanse and degrease the skin.



STEP 2: Dry Exfoliation - use the Sapphire Peel handpiece following the directional arrow chart, turn the dial on machine to 1:00 o'clock. Session duration is 10 minutes.



STEP 3: Wet Exfoliation - use the Sapphire Peel handpiece following the directional arrow chart, turn the dial on the machine to 1:00 o'clock. Apply the appropriate soothing gel to the face prior to handpiece application. Session duration is 10 minutes.



STEP 4: Facial Massage - reverse the Sapphire Peel tip, apply more hydration gel to the skin and follow the directional chart on how to perform a facial massage. Session duration is 10 minutes.

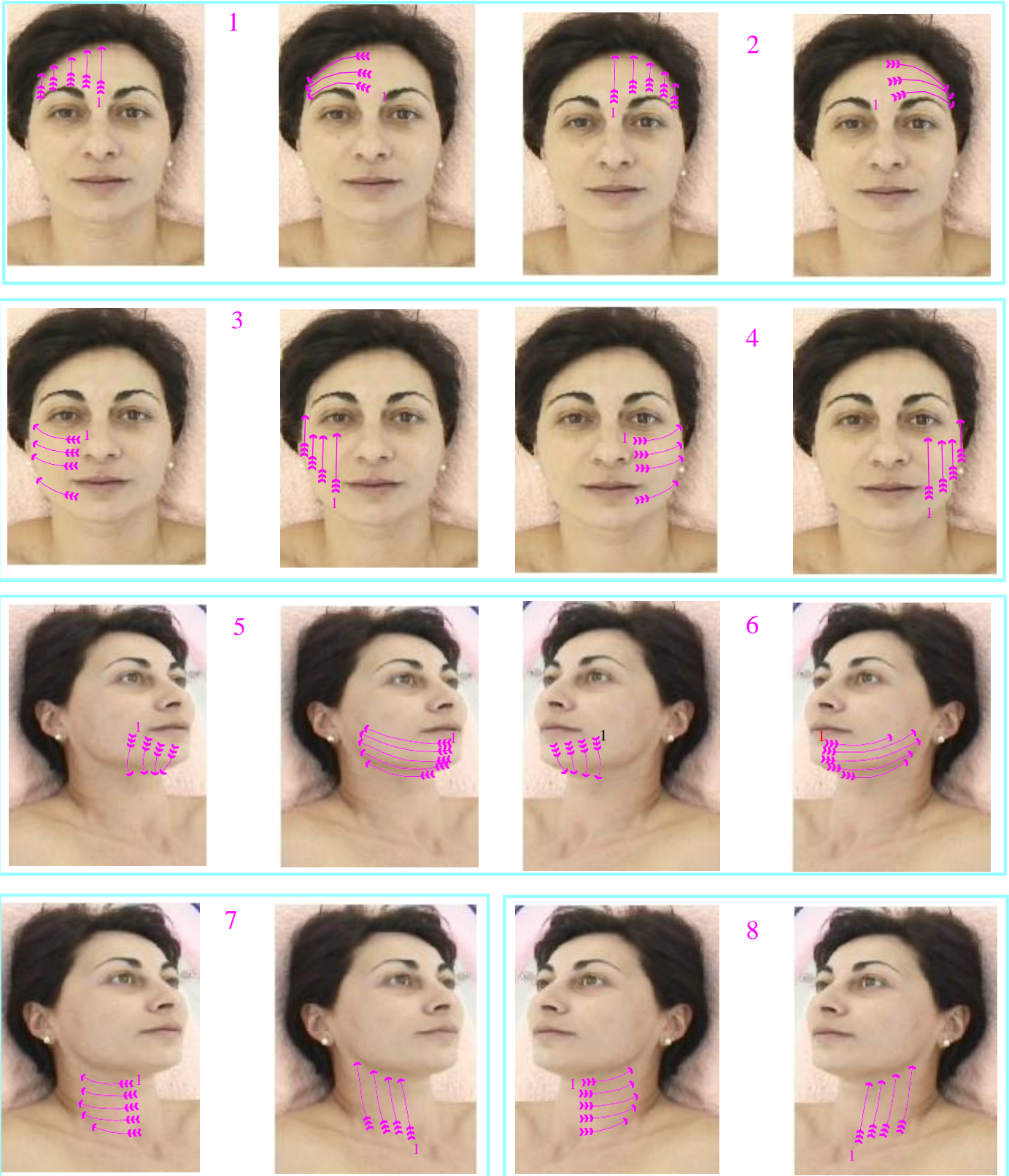


STEP 5: Finishing Product - remove existing product from the face using foam sponges and lukewarm water. Reapply a fresh application of hydration gel to the skin



Directional Chart for Sapphire Peel:

Face & Neck - turn dial to 1 o'clock



ABRASTIM 200



A vibrating facial massage is now preformed for client comfort. Clients experience a vibrating massage, while the technician follows a facial massage directional chart. The session rejuvenates the look of the face.

ABRASTIM 200

Fa c i a l massage

position button "10h"
 - Face right
 - Idem Face left



1

3x

1

SPEED
1cm /≠/ 1sec.

2x

1x

2

2x

1x

2x

1x

2x

1x

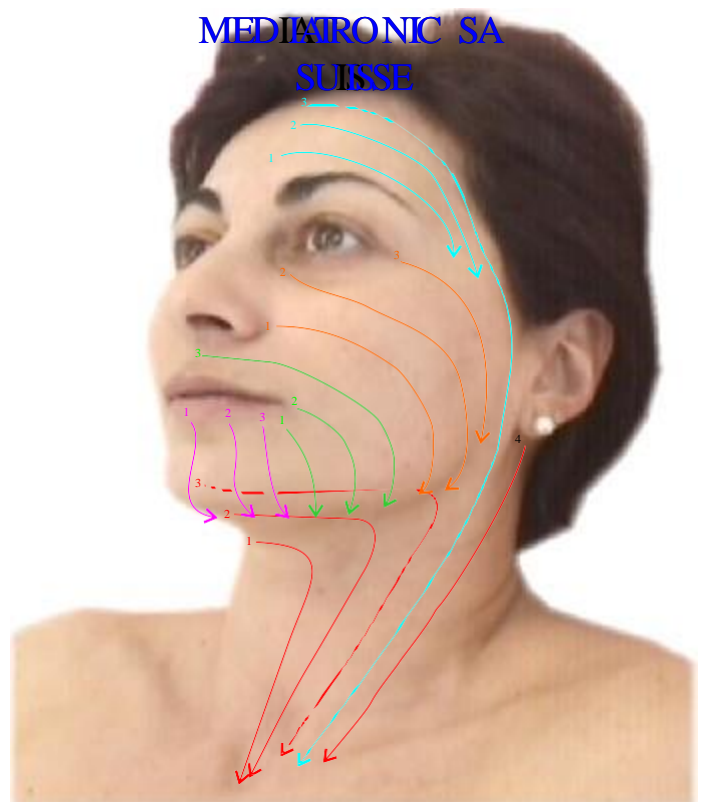
2x

1x

3



MEDIA TRONIC SA
SUISSE



Technical Specification

Model: Abrastim 200 -

Device Classification: I

Protection Classification: IP20

Case: Aluminium

AC power: 90-240volts

Frequency: 50-60hz

Consumption: 30VA

Storage Temperature + 10 Degree s Celcius - + 60 Degree s Celcius

Humidity: 20% - 80%

Dimensions: H1040 - L3010 x W400

Weight: 12kgs

Voltage: 3-12volts

Wattage: 4watts

Safety Standards: EN60601 -1-1990/A1:1993/corr:july1994/A13:1996

Voltage Safety 73/23/CEE

CEM EN60601 -1-2-and En55011 : 1991-03

+ A1: 1997-02(G2-CA)

MEDIAIRONIC SA

Electrical Products

1227 Geneva

TEL: 0041 22 343 13 20

Fax: 004122 342 02 82

OPTIONAL ATTACHMENTS : Red, Blue & Green LED Pens

LED light therapy uses non-coherent light in various wavelengths, generally in red, blue and green light spectrums. Normal daylight is non-coherent light and consists of varying wavelengths of all the colors in the rainbow. LED light is non-heated. It is similar to holding a flashlight close to the skin and turning it on. There is no temperature increase in the skin from the lights.


These LED's output is less than 5 milliwatts, or .005 watts. Prior to use choose the appropriate hydration gel.

The wavelength of an LED determines the color:

Red light 660 nm wavelength - Use with Mediatronic hydrating anti-wrinkle gel

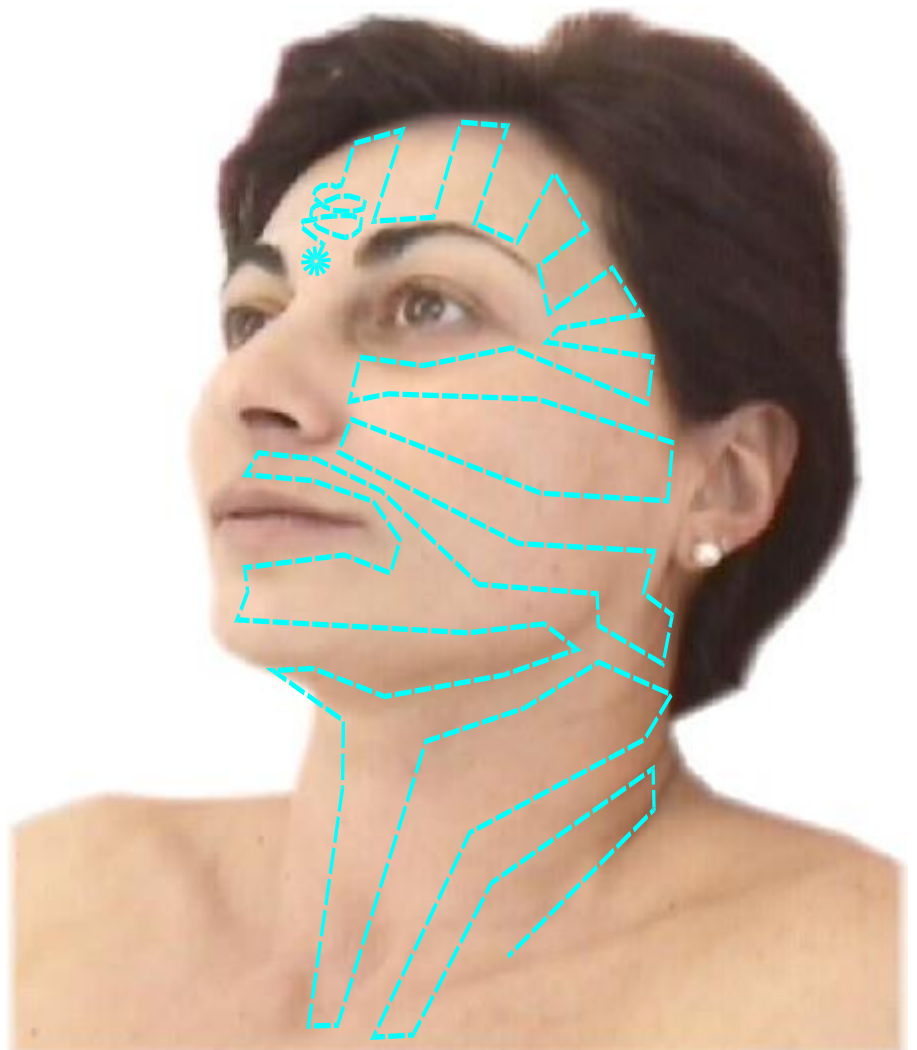
Blue Light 450 nm wavelength - Use with Mediatronic hydrating acne gel

Green Light 530 nm wavelength - Use with Mediatronic hydrating age spot gel



Direction Chart for LED Session

First apply the appropriate hydration gel according to the client's skin type



General:

- * A Sapphire Abrastim 200 session should take approximately 30 - 40 minutes.
- * A series of 6 treatments (one every 2 weeks) is recommended. followed by maintenance sessions every 4 to 8 weeks.

Sapphire Abrastim 200 can be performed as a standalone service, but becoming increasingly popular as a complement to other facial procedures.

Sanitation and Sterilization of the Abrastim 200:

Use a soft sponge with Purifying Foam Cleanser to clean handpiece, then rinse under tap and dry.

The sapphire tips can be scrubbed with a brush and Purifying Foam Cleanser first then sterilized in an autoclave or with sterilizing solutions. The recommended life of the tips is 30 sessions.

